Oxford Test of English Advanced

UNIVERSITY OF OXFORD

THE OXFORD TEST OF ENGLISH IS CERTIFIED BY THE UNIVERSITY OF OXFORD

Oxford Test of English Advanced

A guide for test takers

OXFORD UNIVERSITY PRESS

Introduction

The Oxford Test of English Advanced is a fully online, multi-level, computer-adaptive proficiency test for learners of English aged 16 years and above who want to prove their English proficiency at B2 and C1 levels of the Common European Framework of Reference (CEFR) for professional or academic opportunities.

The Oxford Test of English Advanced is endorsed and certified by the University of Oxford. It is recognized by a growing number of universities, colleges, and employers across the world as proof of English language ability.

You can find a list of recognizing institutions at www.oxfordtestofenglish.com/advanced.

Results for Reading and Listening are available on the same day as you take the test. Your certificate with your overall result, including your Speaking and Writing results, is typically available within 5 working days. Results are valid for life.

Please note that your Oxford Test of English Advanced Certificate shows your best results for your Oxford Test of English Advanced modules **only**. Results from any Oxford Test of English or Oxford Test of English for Schools tests that you have taken are shown on a **separate** Oxford Test of English Certificate of Proficiency.

You can take the Oxford Test of English Advanced in a single invigilated session of approximately 2 hours at an Approved Test Centre of your choice. There are four modules: Speaking, Listening, Reading, and Writing. You can take, or retake, the whole test (all four modules), a single module, or any combination of the four modules. You receive a certificate if you take the whole test. You also receive an individual report card for each module you take.

Visit www.oxfordtestofenglish.com/advanced for information on participating test centres.

About the test

Tasks in the Oxford Test of English Advanced focus on assessing the real-world language skills and knowledge required for success in academic and professional life. They include integrated-skills tasks, such as summarizing, essay writing, note taking, communicating diplomatically, and debating.

The Oxford Test of English Advanced uses a bank of questions for each module so that during one test session, each test taker gets a different version of the test. The Listening and Reading modules are adaptive, which means that the questions get more difficult or easier depending on whether you answer them correctly or not. This allows the computer to accurately assess your level of English. The Speaking and Writing modules are marked by trained English language assessors.

The following information tells you about the tasks in each module, how much time you have to complete each question or task, and what is being tested.

Speaking module

Timing: approximately 15 minutes

Part	Structure	Testing focus
1	**Interview** Answer six questions on everyday topics (first 2 questions not marked) 2 questions with 10 seconds to answer each; 4 questions with 30 seconds to answer each	• giving information, advice, and descriptions • expressing opinions, preferences, feelings, and attitudes • narrating, comparing, hypothesizing, and speculating
2	**Voice message** Leave a voice message to respond to a difficult or sensitive situation 10 seconds to prepare and 40 seconds to answer	• negotiating complex or sensitive transactions • expressing disagreement diplomatically • using persuasive language
3	**Summary** Summarize and synthesize the main ideas expressed by two different speakers talking about the same topic 40 seconds to prepare and 50 seconds to answer	• summarizing • structuring discourse • distinguishing main points and supporting detail
4	**Debate** Put a case for or against a proposition using two or three of the ideas provided 45 seconds to prepare and 2 minutes to answer	• developing an argument • sustaining an argument • concluding an argument
5	**Follow-up questions** Respond to four questions to expand on the topics raised in the debate 4 questions with 40 seconds to answer each	• justifying opinions and attitudes • speculating about the past or future • describing experiences • comparing and evaluating alternatives

Listening module

Timing: approximately 35 minutes

You can listen to each audio twice.

Part	Structure	Testing focus
1	**Multiple-choice questions** Five short monologues or dialogues each with one 3-option multiple-choice question with picture options OR with text options Answering time is the length of audio plus an additional 10 seconds	• identifying gist • identifying specific information • understanding attitude/feeling/opinion • understanding implied meaning • identifying function/reason/purpose • identifying type, speaker relationship, topic • understanding rhetorical purpose (exemplification, comparison, exaggeration)
2	**Note completion** Longer monologue with a note-completion task with five 3-option multiple-choice questions OR with six gaps to fill 30 seconds to read the task before audio begins Answering time is the length of the audio plus an additional 15 seconds	• identifying specific information
3	**Matching** Longer dialogue with five or six multiple-choice questions to match opinions to the people who express them 30 seconds to read the task before audio begins. Answering time is the length of the audio plus an additional 15 seconds	• identifying stated opinion • identifying implied meaning
4	**Multiple-choice questions** Five short monologues or dialogues, each with one 3-option multiple-choice question with text options Answering time is the length of audio plus an additional 10 seconds	• identifying gist • identifying specific information • understanding attitude/feeling/opinion • understanding implied meaning • identifying function/reason/purpose • identifying type, speaker relationship, topic • understanding rhetorical purpose (exemplification, comparison, exaggeration)

Reading module

Timing: approximately 35 minutes

Part	Structure	Testing focus
1	**Multiple-choice questions** Six multiple-choice questions on short texts from a variety of sources, including adverts, blogs, emails, letters, notices, literary extracts, and journal extracts Answering time is one minute 20 seconds for each question	Careful local and global reading: • identifying main message, purpose, detail, and implied meaning
2	**Multiple matching** Multiple-matching task with six profiles to match to four longer texts OR seven questions to match to three longer texts Answering time is eight minutes	Expeditious search reading at local and global levels: • identifying specific information, opinion and attitude, and implied meaning
3	**Gapped text** Gapped text task with six extracted sentences to be inserted into a longer text Answering time is 11 minutes	Careful global reading: • identifying text structure and organizational features of a text
4	**Multiple-choice questions** Four or five multiple-choice questions on a longer text Answering time is eight minutes	Careful local and global reading: • identifying attitude/opinion, purpose, reference, the meanings of words in context and global meaning • understanding implication and exemplification

Writing module

Timing: up to 50 minutes

Part	Structure	Testing focus
1	**Essay** Write an essay of 220–280 words in response to an essay question, including at least two out of three ideas provided 30 minutes	• structuring and developing an argument • giving reasons against or in support of a particular point • evaluating different ideas or solutions to a problem • highlighting salient issues
2	**Summary** Write a summary of 80–100 words synthesizing the main ideas from a textbook extract and a lecture transcript on the same subject 20 minutes	• summarizing and synthesizing information from two sources • identifying relevant information and reorganizing ideas • distinguishing main from supporting information • paraphrasing

Registering for the test

You can only take the Oxford Test of English Advanced at an Approved Test Centre. Please ask your school for information about your nearest test centre, or visit www.oxfordtestofenglish.com/advanced. Please contact your nearest test centre directly with any questions – they will tell you the dates when the test is available and how much it costs to take the test.

The Oxford Test of English Advanced is recommended for test takers aged 16 and above. If you are under 16 years old, the test centre will need your parent or guardian to give consent to Oxford University Press (OUP) to manage your data. Check with your test centre. After you have paid the fee for the test and the test centre has confirmed your session with Oxford University Press, they will send you an email inviting you to register your Oxford Test of English Advanced account. You must register before your test day.

You will receive an email inviting you to register. The link in the email will take you to the registration form, where you need to enter your personal details.

You will need to enter:

- Your date of birth
- Your type of ID
- Your ID number

Once you have entered your details, you must check them and ensure that they are correct. Please note, your test centre is responsible for registering your name. You must ensure that your test centre has done this correctly and that your name appears in full and exactly matches your name as displayed on your ID. If your name is incorrect, please contact your test centre.

Only the following official photograph ID types are acceptable:

- Passport
- Driving licence
- National ID

Test takers 17 years or younger who do not have a passport, driving licence or national ID must notify their test centre before registering for an account. The test centre will issue the test taker with a Test Taker Identification Form. Check with your test centre for further details. Remember to bring the ID that you register with on the day of the test.

Your test centre will also tell you:

- the date and time of your test session
- where you will take your test.

Preparing for the test

To maximize your results, it's a good idea to visit www.oxfordtestofenglish.com/advanced and use these free test preparation resources:

Demo test and sample test

The online demo test for the Oxford Test of English Advanced is free. The demo test is designed to familiarize you with the different types of questions in the test, the time allowed to answer each question, and the online test experience. You can go through it as many times as you like. Any answers entered are not stored or marked.

The 'sample test' contains the questions that are in the demo test. You can work through the sample test PDF offline using the audio files, audioscripts, answer keys, and model answers.

Practice tests

You can download free C1 practice tests for the Oxford Test of English Advanced.

Tips for each module

You can download free tips packed with advice, and DOs and DON'Ts for taking the test.

Online practice

You can access a free online course with preparation activities and tips to build your test-taking confidence.

Visit www.oxfordtestofenglish.com/advanced to find out more.

Test day

Make sure you arrive at the test centre at least half an hour before your test is scheduled to start. Your test centre will inform you of the time you need to arrive.

- When you arrive at the test centre, the invigilator will tell you where to put your personal belongings, such as your bag and your phone, while you are taking the test. You must switch off any electronic devices, such as mobile phones, before you give them to the invigilator. You cannot access these belongings until the test ends.
- You must follow any instructions given by the invigilator. You must not talk during the test, except in the Speaking module, or to talk to the invigilator. There will be time for you to ask questions before the test starts. If you have a question, please put up your hand and wait for the invigilator.
- The invigilator will ask you to sit at a particular computer where you will take the test. You must stay in your seat until the test finishes. If you need to use the toilet during the test, your test will continue and you will lose any time spent away from the computer.
- You will need to sign in using your username and password to take the test. Make sure you know your user name and password. After you sign in, the invigilator will check your identification.

Your identification document (ID)

You must take the ID you used to register for the test with you on the test day. You must keep the ID on your desk with the photograph showing throughout the test. The following forms of photographic ID are accepted:

- National identity card
- Passport
- Driving licence
- Test Taker Identification Form.

Malpractice

Oxford University Press takes malpractice very seriously and has set out a malpractice policy, available at www.oxfordtestofenglish.com.

To ensure fairness to all test takers, in the Oxford Test of English Advanced terms and conditions, you agree not to do anything before, during, or after the test that might give you or any other test takers an unfair advantage. The following are some examples of unacceptable behaviour which might lead to Oxford University Press withholding or withdrawing your results.

- You must not bring any dictionaries, paper, pens, pencils or electronic equipment, such as laptops, mobile phones, cameras, smart watches, digital sound recorders, etc., into the test room. If you bring any electronic devices with you on the day, you must turn them off and give them to the invigilator before you enter the test room.
- You must not copy the questions or answers in the test, or share the questions or answers with anyone else.
- You must not take the test for someone else or let anyone take the test on your behalf.
- You must not talk to other test takers during the test.
- You must not smoke in the test room.

- You must not eat in the test room.
- You may take water into the test room in a clear plastic bottle with any labels removed.



Audio check

You will complete an audio check before the test starts to make sure the headphones and microphone provided by the test centre are working properly. You should speak clearly at a normal level into the microphone. You can change the volume during the test. If there is a problem with the headphones or microphone, tell the invigilator – you must not try to fix the problem yourself. It is a good idea to keep the headphones on for all four modules if you are doing the whole test; during the Speaking module, other test takers in the room will be speaking at the same time as you. There may also be some background noise, which headphones will reduce.

When everyone is ready, the invigilator will start the test.

The Speaking module

You will need to wear the headphones provided during the Speaking module. In the Speaking module, your answers to the questions are recorded. The recordings will be marked by a trained assessor, so please speak clearly into the microphone. For each question, a clock shows how much time you have to answer. The Speaking module moves from one question to the next automatically. You cannot return to a question after the time runs out. Remember that you can change the volume to the level you want during the Speaking module.

The Listening module

You will need to wear the headphones provided during the Listening module. You can listen to each question two times. You can choose your answers at any time while the question is on screen. If you answer a question after the first time you listen, you can click the 'Next' button to go to the next question. After the second time you listen to the question, a clock shows how much time you have left to finish choosing your answers. The question will then automatically move to the next screen. You cannot return to a question after you click 'Next' or after the time runs out. Remember that you can change the volume to the level you want during the Listening module.

The Reading module

For each question, a clock shows how much time you have to answer the questions. After you answer a question you can click 'Next' to go to the next question. You cannot return to a question after you click 'Next' or after the time runs out.

The Writing module

For Writing Part 1 you will write an essay. For Writing Part 2 you will write a summary. A clock shows how much time you have to answer each question. You cannot return to a question after you click 'Next' or after the time runs out.

During the test

During the test, invigilators will walk around the room to make sure there are no problems, and to check IDs. If you have a question, put up your hand and wait for the invigilator. When the test is complete, you will need to sign out. You can then quietly leave the room and get your belongings. You must not talk to other test takers until you leave the test room.

Full details of the test regulations are available on www.oxfordtestofenglish.com.

Viewing your results

Results for Reading and Listening are available on the same day as you take the test. Your certificate with your overall result, including your Speaking and Writing results, is typically available within 5 working days. You will receive an email when each module result is available. Sign in to your Oxford Test of English account to see or download your Oxford Test of English Advanced results.

Please note that your Oxford Test of English Advanced Certificate shows your best results for your Oxford Test of English Advanced modules **only**. Results from any Oxford Test of English or Oxford Test of English for Schools tests that you have taken are shown on a **separate** Oxford Test of English Certificate of Proficiency.

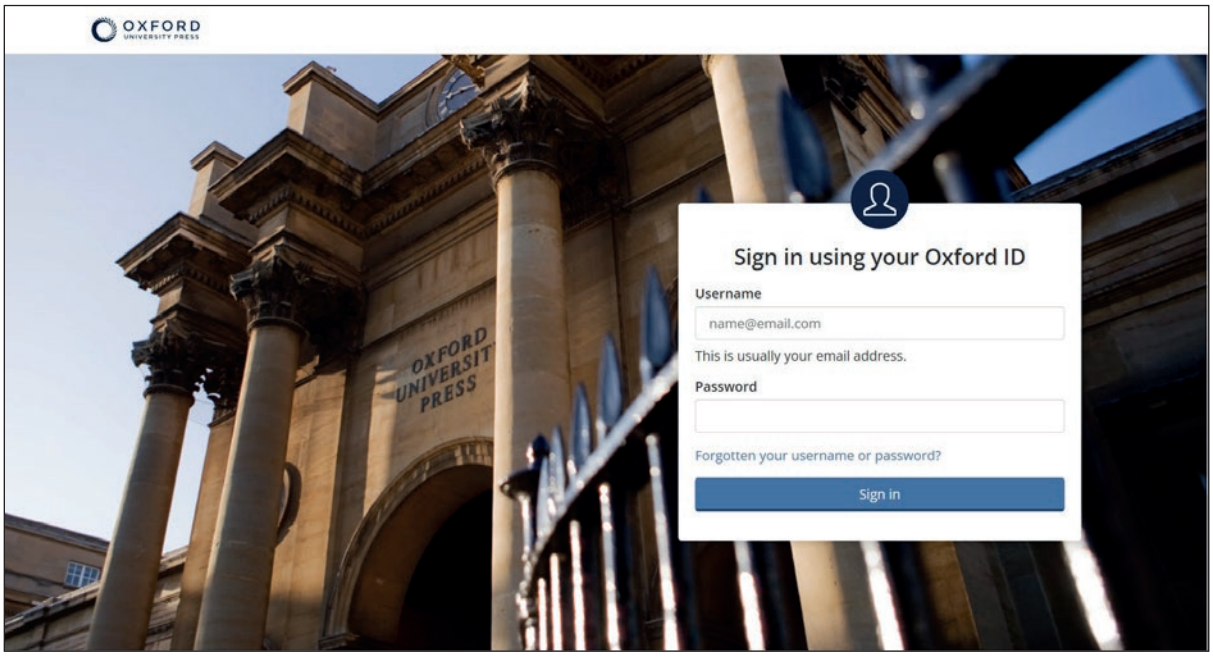

Understanding your results

Oxford Test of English Advanced results are valid for life – they never run out. However, some institutions, such as universities, may have their own policies on how recent your evidence of English language proficiency must be.

You will get Module Report Cards for each module you take. You will only get an Oxford Test of English Advanced Certificate of Proficiency if you take all four modules.

Certificate

You will receive a certificate if you complete all four modules (Speaking, Listening, Reading, and Writing).

Overall CEFR level and score

Certificates have an overall CEFR level and an overall score. The overall score is the average of the scores of the four individual modules, out of a total of 170.
If you retake any modules, the certificate will always show your best results.

Date module was taken

You may take individual modules on different dates. Here you can see the date each module was taken.

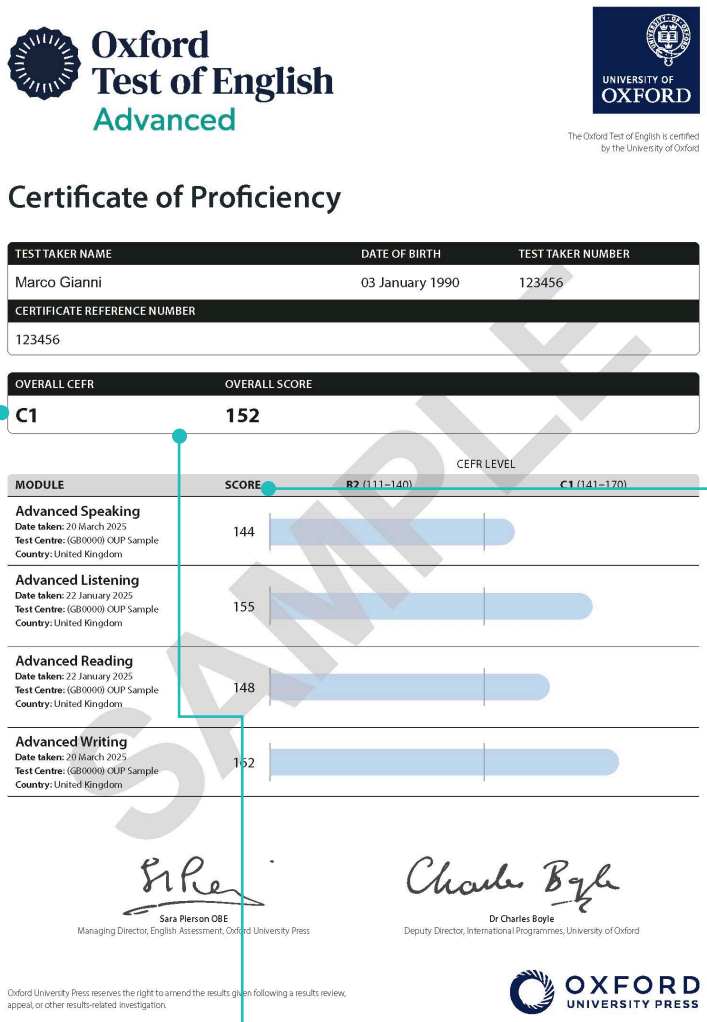

Oxford Test of English Advanced

The Oxford Test of English is certified by the University of Oxford

Certificate of Proficiency

TEST TAKER NAME	DATE OF BIRTH	TEST TAKER NUMBER
Marco Gianni	03 January 1990	123456

CERTIFICATE REFERENCE NUMBER
123456

OVERALL CEFR	OVERALL SCORE
C1	152

MODULE	SCORE	CEFR LEVEL: B2 (111–140)	C1 (141–170)
Advanced Speaking Date taken: 20 March 2025 Test Centre: (GB0000) OUP Sample Country: United Kingdom	144		
Advanced Listening Date taken: 22 January 2025 Test Centre: (GB0000) OUP Sample Country: United Kingdom	155		
Advanced Reading Date taken: 22 January 2025 Test Centre: (GB0000) OUP Sample Country: United Kingdom	148		
Advanced Writing Date taken: 20 March 2025 Test Centre: (GB0000) OUP Sample Country: United Kingdom	162		

Sara Pierson OBE
Managing Director, English Assessment, Oxford University Press

Dr Charles Boyle
Deputy Director, International Programmes, University of Oxford

Oxford University Press reserves the right to amend the results given following a results review, appeal, or other results-related investigation.

OXFORD UNIVERSITY PRESS

SAMPLE

Module score

Each module is given a CEFR level and a score out of 170. This shows your relative strengths across the four skills.

If you wish to improve your score, you can retake an individual module, rather than the whole test.

Test scores

Scores for the Oxford Text of English Advanced are from 111–170. These scores are aligned to CEFR levels B2 and C1. The scale is used for the individual module scores and the overall score for the test.

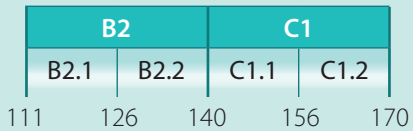

Module Report Card
You will receive Module Report Cards for individual modules. Report cards do not give an overall CEFR level or overall score.

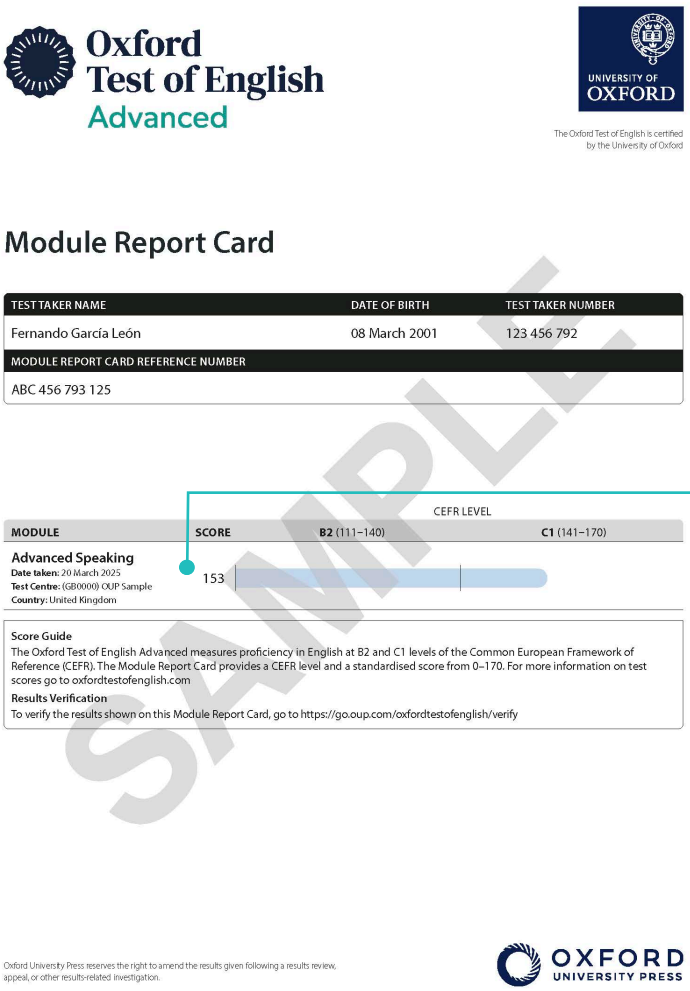

Oxford Test of English Advanced

UNIVERSITY OF OXFORD

The Oxford Test of English is certified by the University of Oxford

Module Report Card

TEST TAKER NAME	DATE OF BIRTH	TEST TAKER NUMBER
Fernando García León	08 March 2001	123 456 792
MODULE REPORT CARD REFERENCE NUMBER		
ABC 456 793 125		

SAMPLE

MODULE	SCORE	CEFR LEVEL B2 (111–140)	C1 (141–170)
Advanced Speaking **Date taken:** 20 March 2025 **Test Centre:** (GB0000) OUP Sample **Country:** United Kingdom	153		

Score Guide
The Oxford Test of English Advanced measures proficiency in English at B2 and C1 levels of the Common European Framework of Reference (CEFR). The Module Report Card provides a CEFR level and a standardised score from 0–170. For more information on test scores go to oxfordtestofenglish.com

Results Verification
To verify the results shown on this Module Report Card, go to https://go.oup.com/oxfordtestofenglish/verify

Oxford University Press reserves the right to amend the results given following a results review, appeal, or other results-related investigation.

OXFORD UNIVERSITY PRESS

Module score
The Module Report Card shows the module score and CEFR level for the module completed.

How overall CEFR level and overall scores are calculated

You are given a CEFR level and score for each module and, if you have taken all four modules, an overall CEFR level and overall score. For this reason, you may find that you have scores at more than one CEFR level. For example, B2 for Reading, Listening, and Writing, but C1 for Speaking, and an overall score of B2.

Your institution or employer may take the individual module scores into account if a particular language skill, for example, Speaking, is more important than others for your course or job. Similarly, they may require B2 or C1 in all four skills. This is decided by the institution or employer.

CEFR level descriptors

The Common European Framework of Reference (CEFR) is a widely-recognised international benchmark for language ability, developed by the Council of Europe (2001). The table below shows how the overall scores of the Oxford Test of English Advanced relate to the CEFR levels, and what you are likely to be able to do if your score corresponds to the range for levels C1, B2 and B1.

Overall score	CEFR level	CEFR level descriptors©
141–170	C1	Can understand a wide range of demanding, longer texts, and recognise implicit meaning. Can express him/herself fluently and spontaneously without much obvious searching for expressions. Can use language flexibly and effectively for social, academic and professional purposes. Can produce clear, well-structured, detailed text on complex subjects, showing controlled use of organisational patterns, connectors and cohesive devices.
111–140	B2	Can understand the main ideas of complex text on both concrete and abstract topics, including technical discussions in his/her field of specialization. Can interact with a degree of fluency and spontaneity that makes regular interaction with native speakers quite possible without strain for either party. Can produce clear, detailed text on a wide range of subjects and explain a viewpoint on a topical issue giving the advantages and disadvantages of various options.
81–110	B1	Can understand the main points of clear standard input on familiar matters regularly encountered in work, school, leisure, etc. Can deal with most situations likely to arise whilst travelling in an area where the language is spoken. Can produce simple connected text on topics, which are familiar, or of personal interest. Can describe experiences and events, dreams, hopes and ambitions and briefly give reasons and explanations for opinions and plans.

© The copyright for the CEFR level descriptors is owned by the Council of Europe.

Getting the results you want

The Oxford Test of English Advanced is accepted by a large number of institutions and employers as proof of language proficiency. However, before the test, make sure that you know exactly what results you need to get. For example, an institution might require evidence of a specific CEFR level for each module in the test, or it may just require an overall CEFR level.

Sharing your results

To share your results with universities, employers and other organizations, visit https://go.oup.com/oxfordtestofenglish/verify.

Retaking the test

If you didn't get the results you wanted, you can retake the whole test or the individual modules you wish to improve. It is recommended that you use the time between retakes for further study. You can find more information about retakes in the Test Regulations at www.oxfordtestofenglish.com.

Concerned about your results?

Results review

If you are unhappy with a result you receive, you can request a results review via your test centre. Fees for results reviews are available from the test centre and may vary at different test centres.

A results review consists of either a re-mark of the Speaking or Writing module, or a results check of the Listening or Reading module. A results review will not result in a lower score than that achieved in the original test. If the CEFR level for the module or the overall CEFR level increases as a result of the results review, the review fee is refunded.

In the unlikely event that the results review identifies an error in the tasks presented to you during the test, you may need to retake the test. In such cases, your review fee may be refunded and you may be offered a refund of the test fee or a free test resit via the test centre.

Please note that as the Listening and Reading modules are marked by computer, errors in marking are extremely rare so a results review for these modules is unlikely to result in a change to the original result.

Appeal

If you have requested a results review for one or more modules of the test and you are still unhappy with the outcome, you may request an appeal via the test centre. The test centre will charge a fee to process an appeal. You cannot request an appeal if you have not previously requested a results review. All appeals are reviewed by the University of Oxford. The decision of the university is final.

Please note that the appeal process checks that the test was administered correctly; no modules are re-marked as part of an appeal.

Reasonable adjustments

The Oxford Test of English Advanced can be taken with a range of reasonable adjustments related to visual difficulties, hearing difficulties, learning difficulties or access needs. Reasonable adjustments must be requested at the test centre. See www.oxfordtestofenglish.com for further details.

Frequently Asked Questions

On the test day

What if I am late for the test?

Once the test has started, test takers arriving late cannot join the test.

What if I cannot come to the test?

If you cannot attend the test, contact the test centre as soon as possible.

What form of identity do I need?

You need to bring the identity document you entered during registration. This will be your national identity card, driving licence, your passport, or Test Taker Identification Form. No other form of ID will be accepted.

What if I forget my ID?

If you do not have a valid form of photographic ID, you will not be allowed to take the test.

What happens if something goes wrong with my computer?

If there is a technical problem with your computer, put up your hand and tell the invigilator. Do not try to fix the problem yourself.

During the test

What if I need a break during the test?

If you need to take a break during the test, for example to go to the toilet, put up your hand and ask the invigilator. Please note that the test will continue, and you will lose the time spent away from the computer.

Can I leave if I finish the test early?

Yes, normally you will be able to leave early. If you want to leave early, put up your hand and wait for the invigilator. Sometimes you may not be able to leave early – the invigilator will tell you.

During the test, can I change my answers to questions?

Yes. For the Listening, Reading, and Writing modules, you can change your answer as many times as you like until either you click 'Next' or run out of time for the question.

Can I go back to a previous question?

No. After you click 'Next' or run out of time, you cannot go back to a previous question.

Do I have to give an answer?

In Listening and Reading you have to answer a question before you can click 'Next' and move on to the next question. If you do not answer before time runs out, the question will be marked as incorrect. If you do not answer a question in the Speaking and Writing modules, you may lose marks.

What criteria are used to mark the Speaking and Writing modules?

Speaking is marked on Task Fulfilment, Pronunciation and fluency, Grammar, and Lexis.

Writing is marked on Task Fulfilment, Organization, Grammar, and Lexis.

Do I have to answer all the questions in the Speaking module?

You should try to answer all the questions in the Speaking module. If you do not speak enough, you will lose marks.

Is there a penalty if I write more than 280 words for Writing Part 1, or more than 100 words for Writing Part 2?

There is no penalty for writing more than 280 words for Writing Part 1. However, if you include information that is irrelevant, or if your answer is not well organized, you might lose marks. If you write more than 100 words for Writing Part 2, you will lose marks across all four criteria.

Is there a penalty if I write fewer than 220 words for Writing Part 1, or fewer than 80 words for Writing Part 2?

If you write less than 220 words for Writing Part 1, you will lose marks across all four criteria. There is no penalty for writing less than 80 words for Part 2. However, short responses might lose marks if they do not fulfil the marking criteria requirements.

Do I have to include all three prompts in the essay in Writing Part 1?

No. You need to include at least two of these prompts in your essay. If you use less than two prompts, you will lose marks for Task Fulfilment.

You can find more information in the sample test, available on www.oxfordtestofenglish.com/advanced.

After the test

How soon can I retake the test?

You can find more information about retakes in the Test Regulations at www.oxfordtestofenglish.com.

When will my results be available?

Your results for Reading and Listening are available on the same day as you take the test.

Your results for Speaking and Writing will typically be available five working days after your test date.

You will receive an email when each module result is available. Sign in to your Oxford Test of English Advanced account to see or download your results.